

Homework

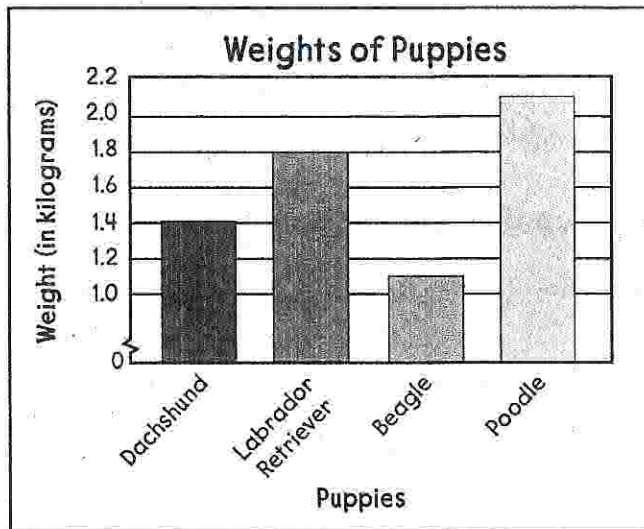
Jamal made a bar graph to compare the weights of 4 puppies in the animal shelter.

1. How much did the poodle weigh?

2. List the puppies in order from heaviest to lightest.

3. What is the combined weights of the Labrador retriever and the beagle?


4. How much more did the Labrador retriever weigh than the dachshund?



The table shows the amount of rainfall this month in 4 different cities.

City	Rainfall Amounts
Chester	0.20 cm
Creekside	0.10 cm
Merton	0.05 cm
Warner	0.25 cm

5. Make a bar graph showing this information. Remember to give your graph a title, labels, and a scale.



Remembering

Multiply.

1. $45 \cdot 3 =$ _____

2. $431 \cdot 6 =$ _____

3. $17 \cdot 32 =$ _____

4. $34 \cdot 67 =$ _____

5. $1,509 \cdot 3 =$ _____

6. $5,098 \cdot 7 =$ _____

Regroup the numbers using the Associative Property. Then add.

7. $3.6 + (0.4 + 0.25) =$ _____

8. $2\frac{6}{10} + (\frac{4}{10} + \frac{4}{5}) =$ _____

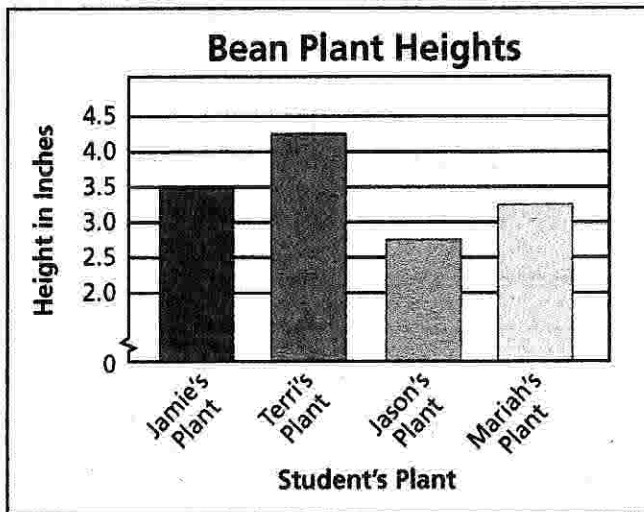
Estimate each sum or difference.

9. $7.535 + 2.706$

10. $\$27.89 - \12.64

11. $11.1 + 9.9$

12. **Stretch Your Thinking** The bar graph shows the heights of bean plants for four students in Mrs. Jarnigan's fourth-grade science class.



Write a two-step problem using the data from the graph.
